

Scaled data based on original data using
LM-79-08 Approved Method: Electrical and Photometric Measurements of Solid-
State Lighting Products

Test Report Prepared for
Cooper Lighting Solutions
(formerly Eaton)

Brand: INVUE

Report Number: P140025

Luminaire Tested: **ENC-F01-LED-E1-SLL**

Issue Date: 03/03/2020

Test Information

Test Method: LM-79-08
Report Number: P140025
REPORT IS SCALED FROM IESNA LM-79-08 TEST DATA (P33647)
Test Lab: INNOVATION CENTER-P3
Issue Date: 03/03/2020
Manufacturer: COOPER LIGHTING SOLUTIONS (FORMERLY EATON)
Product Line: INVUE
Catalog Number: ENC-F01-LED-E1-SLL
Description: ENTRI LED LUMINAIRE
(1) LIGHTBARS WITH AccuLED OPTICS - 90° SPILL LIGHT ELIMINATOR LEFT
Light Source: (7) 4000K CCT, 70 CRI LEDs
Ballast/Driver: -

Summary

Lumens per Lamp: N/A
Luminaire Lumens: 2009.8 lumens
Efficiency: N/A
Efficacy: 77.6 lumens/watt
Luminous Opening: Rectangular (W 1' x L: 0.17' x H: 0')
IES Classification: Type IV - Short - Non-Cutoff
BUG Rating: B1 - U0 - G1

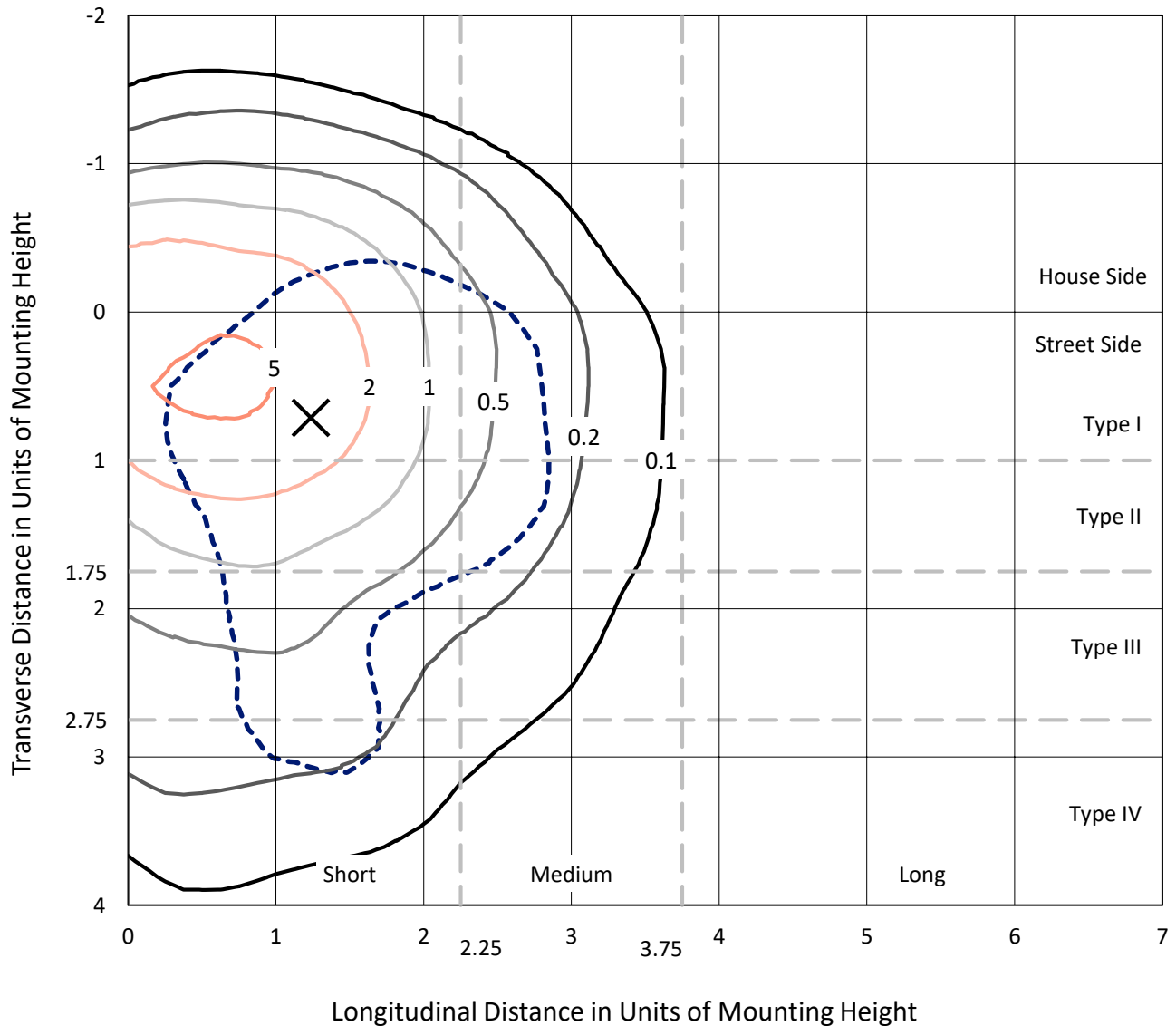
Input Watts (W): 25.9
Input Voltage (V): NR
Input Current (Ain): NR
Voltage Rise (V): NR
Power Factor: NR
Total Harmonic Distortion (THDi): NR
Frequency (hertz): 60
Stabilization Time: NR
Operation Time: NR
Ambient Temperature (°C): NR
Test Distance: 25 FT



REPORT NUMBER: P140025
 CATALOG NUMBER: ENC-F01-LED-E1-SLL

Iso-Footcandle Lines of Horizontal Illumination

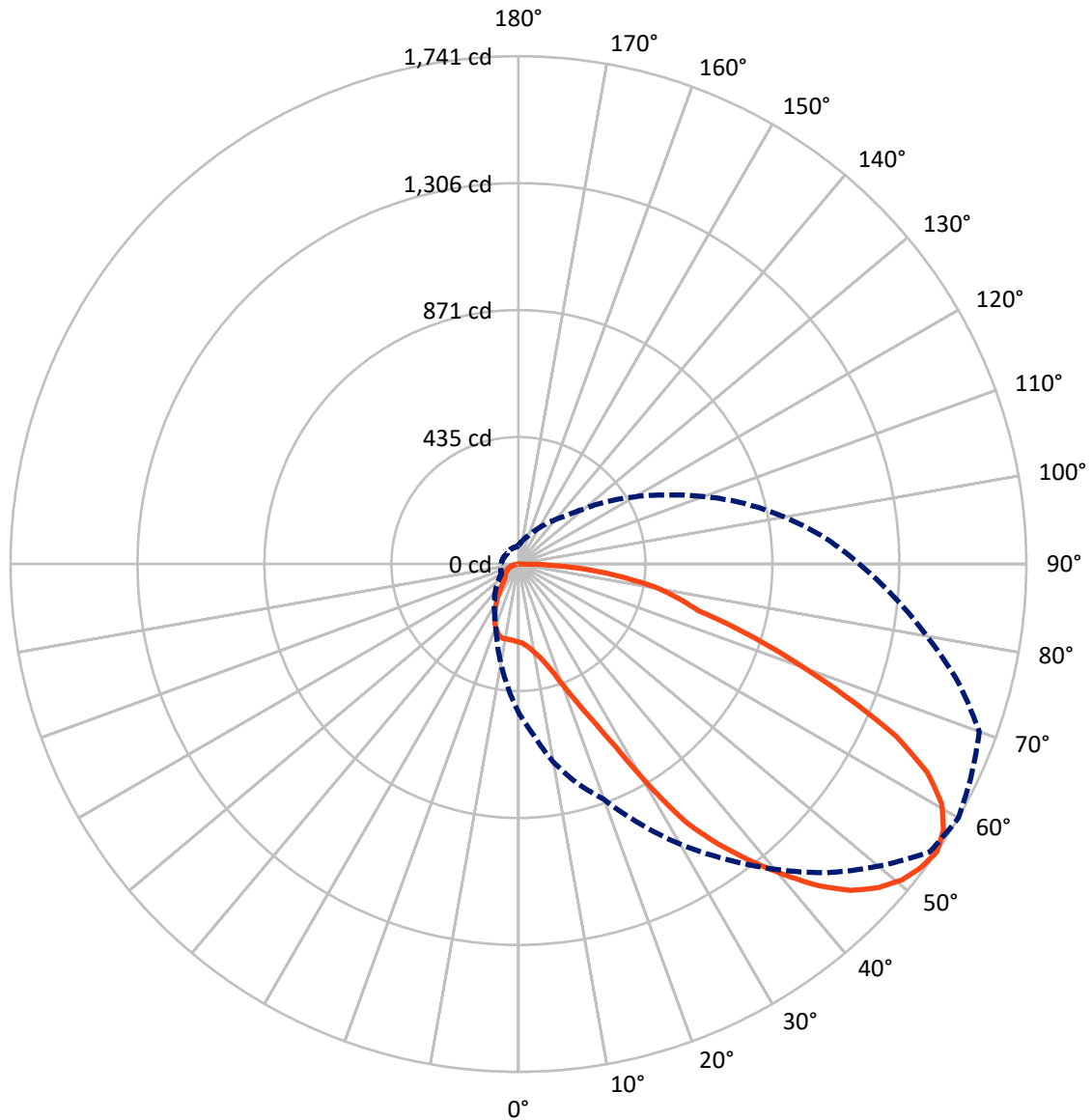
✕ Max cd
 - - - 1/2 Max cd



Based on 10 foot mounting height. Maximum calculated value = 6.5 fc
 Type IV - Short - Non-Cutoff

REPORT NUMBER: P140025
CATALOG NUMBER: ENC-F01-LED-E1-SLL

Luminous Intensity Polar Plot



— Vertical Plane Through 60-Deg Lateral - - - Horizontal Cone Through 55-Deg Vertical

REPORT NUMBER: P140025

CATALOG NUMBER: ENC-F01-LED-E1-SLL

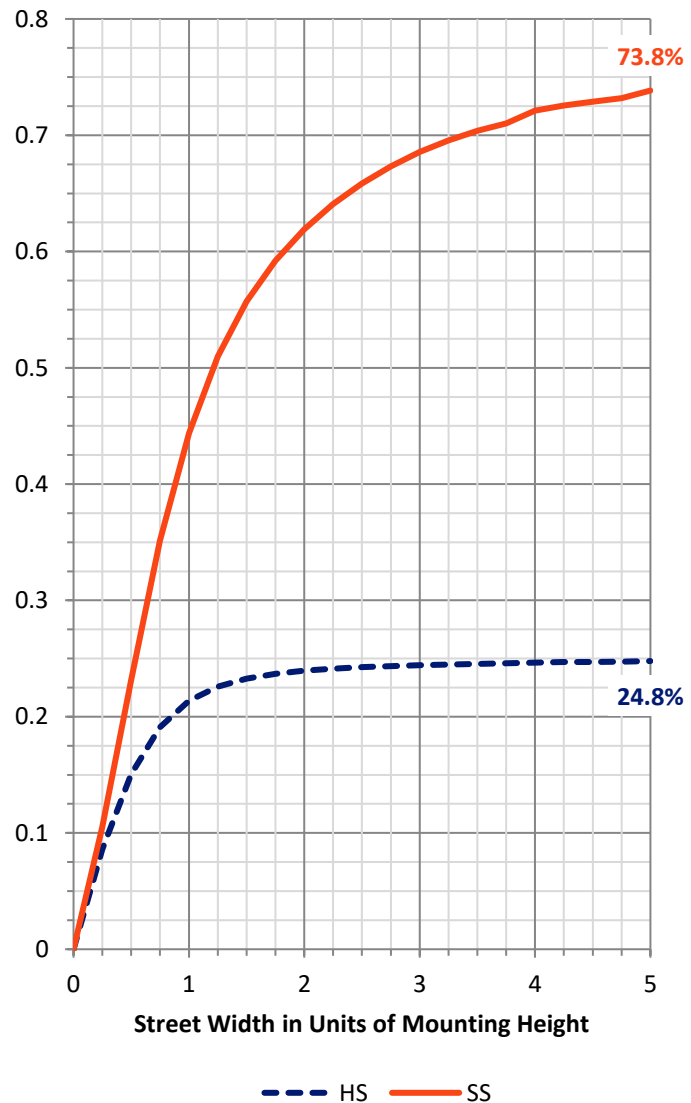
FLUX DISTRIBUTION:

		Downward	Upward	Total
House Side	Lumens	502.3	0.0	502.3
	% Fixture	25.0	0.0	25.0
Street Side	Lumens	1507.5	0.0	1507.5
	% Fixture	75.0	0.0	75.0
Total	Lumens	2009.8	0.0	2009.8
	% Fixture	100.0	0.0	100.0

Coefficient of Utilization

ZONAL LUMENS:

Zone	Lumens	% Fixture
0°-10°	26.4	1.3
10°-20°	86.7	4.3
20°-30°	168.3	8.4
30°-40°	264.5	13.2
40°-50°	353.6	17.6
50°-60°	414.8	20.6
60°-70°	393.6	19.6
70°-80°	237.5	11.8
80°-90°	64.4	3.2
90°-100°	0.0	0.0
100°-110°	0.0	0.0
110°-120°	0.0	0.0
120°-130°	0.0	0.0
130°-140°	0.0	0.0
140°-150°	0.0	0.0
150°-160°	0.0	0.0
160°-170°	0.0	0.0
170°-180°	0.0	0.0
0°-90°	2009.8	100.0
0°-180°	2009.8	100.0



REPORT NUMBER: P140025

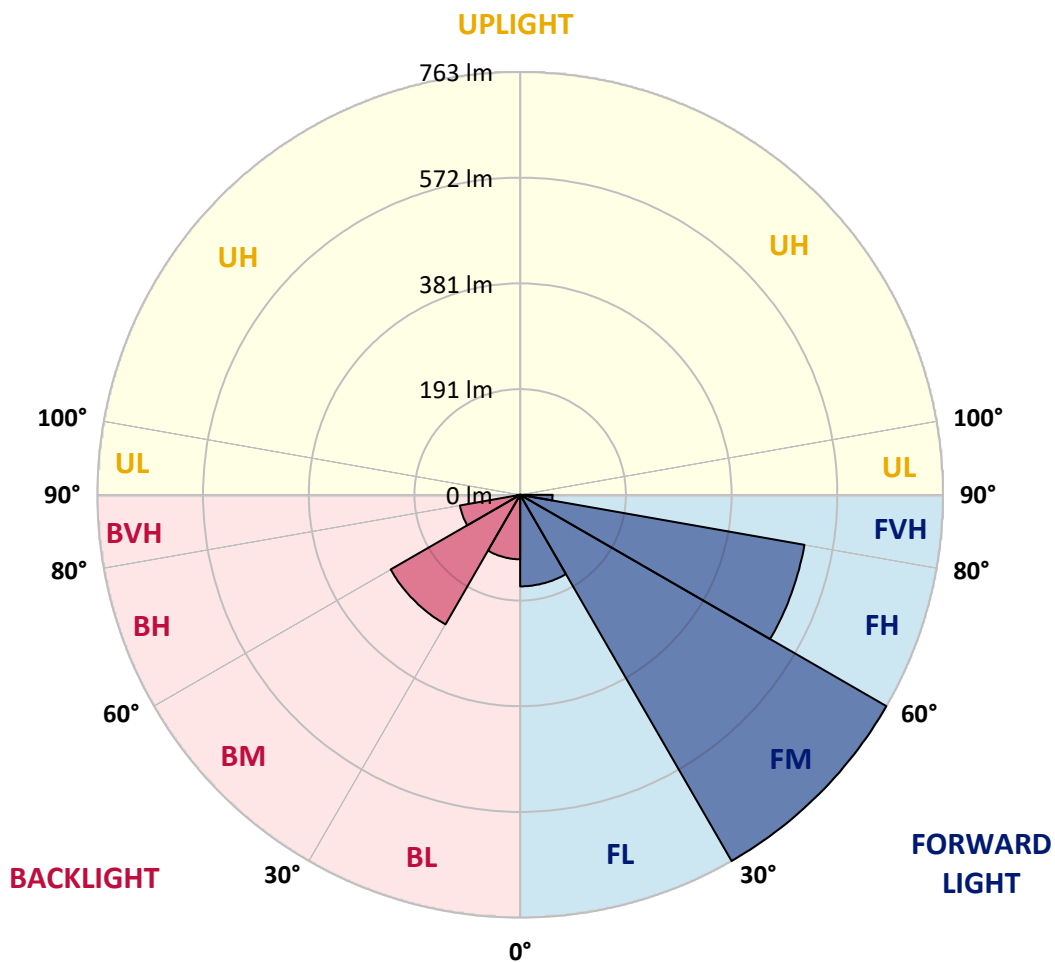
CATALOG NUMBER: ENC-F01-LED-E1-SLL

LUMINAIRE CLASSIFICATION SYSTEM LUMEN TABLE AND BUG RATING:

Zone		Lumens	% Fixture	Zone Rating/Lumen Limit		
				B	U	G
FL	(0°-30°)	165.2	8.2			
FM	(30°-60°)	763.0	38.0			
FH	(60°-80°)	520.8	25.9			G0/660
FVH	(80°-90°)	58.5	2.9			G1/100
BL	(0°-30°)	116.3	5.8	B1/500		
BM	(30°-60°)	270.0	13.4	B1/1000		
BH	(60°-80°)	110.3	5.5	B1/500		G1/500
BVH	(80°-90°)	5.8	0.3			G0/10
UL	(90°-100°)	0.0	0.0		U0/0	
UH	(100°-180°)	0.0	0.0		U0/0	

BUG Rating: B1-U0-G1

Type IV Short





REPORT NUMBER: P140025

CATALOG NUMBER: ENC-F01-LED-E1-SLL

CANDELA DISTRIBUTION (FULL):

	0°	5°	10°	15°	20°	25°	30°	35°	40°	45°	50°
0°	267.9	267.9	267.9	267.9	267.9	267.9	267.9	267.9	267.9	267.9	267.9
2.5°	273.7	273.2	273.7	273.2	273.2	273.2	273.7	273.2	272.0	272.0	272.4
5°	280.3	280.3	280.3	280.7	280.7	281.1	281.9	281.1	280.7	282.7	281.1
7.5°	288.1	288.1	289.3	289.8	291.0	291.0	292.6	292.2	293.9	295.1	293.9
10°	300.1	298.8	301.7	301.7	305.0	305.4	307.1	307.5	310.4	312.9	310.8
12.5°	317.4	318.2	323.2	324.0	328.1	328.1	328.1	329.8	331.9	333.5	331.4
15°	348.4	350.0	356.6	357.0	364.1	361.2	364.5	364.9	364.5	365.7	362.8
17.5°	388.4	392.9	402.4	404.5	407.8	413.6	413.6	412.8	414.8	416.1	408.2
20°	437.5	445.4	456.1	460.2	469.3	479.2	478.8	477.2	477.6	474.3	465.6
22.5°	492.8	510.6	528.3	534.9	541.5	553.9	561.8	559.3	561.4	553.9	546.1
25°	556.0	584.9	611.7	621.6	645.6	667.4	670.7	669.1	660.0	653.0	645.1
27.5°	594.8	632.8	669.5	694.7	735.5	770.6	777.6	789.2	792.1	797.9	778.9
30°	603.0	650.5	696.3	734.7	783.8	825.5	871.8	906.0	929.1	947.3	934.9
32.5°	608.8	662.5	713.3	761.5	802.0	862.7	920.9	971.6	1039.3	1064.1	1087.6
35°	610.5	672.0	729.4	783.8	836.3	896.5	958.8	1014.6	1106.2	1179.7	1230.0
37.5°	608.0	679.0	746.3	812.7	875.1	941.5	1007.1	1061.6	1150.8	1245.7	1313.4
40°	598.1	676.5	753.3	828.0	903.5	985.7	1060.8	1119.8	1203.2	1315.5	1405.5
42.5°	585.3	666.2	750.8	833.0	918.0	1014.6	1105.4	1177.2	1269.2	1382.8	1485.1
45°	569.2	653.4	740.9	827.6	919.2	1026.5	1130.1	1222.2	1320.0	1446.3	1545.0
47.5°	549.4	635.2	727.7	815.6	911.0	1027.0	1141.7	1247.0	1354.3	1490.1	1596.6
50°	530.8	616.3	712.8	799.5	895.3	1016.6	1140.5	1258.1	1375.3	1515.7	1627.5
52.5°	516.4	600.2	700.0	786.7	877.1	999.7	1128.1	1252.7	1378.6	1519.0	1633.3
55°	507.3	586.9	689.3	778.1	859.0	981.5	1109.1	1234.2	1366.2	1497.1	1611.8
57.5°	508.5	584.5	683.1	776.4	845.8	965.9	1087.6	1207.7	1327.9	1452.5	1571.0
60°	521.3	589.8	679.8	764.8	854.0	967.5	1078.1	1178.4	1274.6	1389.4	1500.0
62.5°	553.5	612.5	685.2	772.7	870.9	983.2	1071.9	1133.0	1190.4	1305.2	1417.8
65°	614.6	665.8	724.0	800.8	896.9	1005.1	1046.8	1059.1	1095.9	1205.3	1317.1
67.5°	674.5	735.1	768.2	817.3	907.3	1011.3	1016.6	963.4	962.6	1069.1	1150.0
70°	732.2	820.2	833.4	860.6	922.1	1004.7	985.3	882.5	835.8	850.3	897.3
72.5°	694.3	825.9	835.4	843.7	880.4	957.2	934.9	796.2	691.8	673.2	726.5
75°	530.0	697.2	719.4	705.0	725.2	783.8	779.7	671.2	635.7	648.0	668.7
77.5°	381.4	537.4	585.7	538.7	533.3	571.3	560.5	569.6	636.9	655.1	650.1
80°	221.2	341.4	410.3	365.3	349.2	373.1	415.2	478.8	552.3	591.5	598.9
82.5°	138.3	201.4	274.1	256.7	234.9	277.0	342.2	386.8	423.1	459.0	461.1
85°	59.9	86.3	133.7	140.3	173.8	211.3	263.3	276.1	315.8	343.4	319.5
87.5°	2.1	2.1	32.2	47.9	85.0	152.7	206.8	184.9	187.4	164.3	153.1
90°	0.0	0.0	0.0	0.0	0.0	0.0	0.0	0.0	0.0	0.0	0.0



REPORT NUMBER: P140025

CATALOG NUMBER: ENC-F01-LED-E1-SLL

CANDELA DISTRIBUTION (continued):

	55°	60°	65°	70°	75°	80°	85°	90°	95°	100°	105°
0°	267.9	267.9	267.9	267.9	267.9	267.9	267.9	267.9	267.9	267.9	267.9
2.5°	272.4	271.6	272.0	270.8	270.8	271.2	271.2	269.9	269.9	269.9	269.5
5°	281.9	281.1	280.7	279.9	278.6	279.4	278.2	277.4	276.1	275.7	274.5
7.5°	294.3	293.1	292.6	290.6	288.9	288.1	287.3	284.4	283.2	282.3	280.7
10°	308.7	308.7	307.9	303.8	302.6	299.7	296.8	293.5	291.0	287.3	285.2
12.5°	327.3	328.6	325.7	322.0	319.1	313.3	307.9	303.4	298.4	293.1	289.8
15°	355.0	355.8	350.0	346.7	342.2	335.6	327.3	319.9	312.5	305.0	298.8
17.5°	395.8	394.6	386.3	383.0	375.2	364.1	352.9	343.0	331.9	321.5	313.7
20°	454.9	449.9	428.4	427.2	417.3	401.6	385.5	371.1	356.2	343.0	329.8
22.5°	526.7	515.5	499.9	482.1	463.1	445.8	426.8	406.6	388.0	371.5	357.0
25°	620.4	595.6	581.2	557.2	540.7	510.2	483.8	467.7	442.5	423.5	404.9
27.5°	745.4	706.2	685.2	659.2	622.4	601.0	565.1	534.1	507.3	475.9	455.3
30°	907.7	878.8	825.9	789.6	738.8	686.8	642.7	602.2	567.1	529.6	499.0
32.5°	1074.4	1056.3	994.3	926.7	849.5	773.1	708.3	658.4	612.5	570.4	535.4
35°	1216.0	1178.4	1117.8	1046.8	947.7	859.4	777.2	713.7	656.7	604.3	560.1
37.5°	1307.2	1290.7	1229.2	1148.7	1040.2	944.8	859.8	784.7	713.7	645.1	588.2
40°	1408.8	1399.3	1347.7	1249.0	1148.7	1031.9	934.9	855.7	779.3	697.6	622.9
42.5°	1499.6	1508.2	1455.4	1368.7	1252.7	1121.1	1017.9	930.0	842.9	759.5	673.2
45°	1580.9	1596.6	1557.8	1477.3	1350.1	1206.1	1098.4	1002.6	907.7	816.4	720.3
47.5°	1642.0	1658.9	1626.3	1563.1	1430.6	1277.1	1168.9	1061.6	962.1	857.3	755.4
50°	1693.2	1703.1	1678.3	1623.0	1495.9	1346.0	1225.5	1112.8	1002.6	889.5	778.1
52.5°	1722.9	1728.6	1704.3	1664.3	1545.4	1397.2	1269.7	1148.3	1031.1	911.8	792.9
55°	1721.2	1741.4	1713.8	1681.6	1560.7	1421.6	1292.8	1168.5	1052.1	926.2	801.6
57.5°	1689.0	1718.7	1705.9	1665.9	1547.9	1419.9	1296.1	1180.1	1065.8	931.2	797.5
60°	1627.1	1668.0	1677.1	1620.1	1496.7	1374.5	1264.7	1166.9	1053.0	909.3	772.3
62.5°	1539.6	1572.6	1596.2	1518.6	1396.4	1280.4	1194.5	1117.3	1001.4	844.5	720.3
65°	1407.5	1422.8	1429.4	1357.6	1237.9	1160.7	1104.6	1038.1	909.3	752.5	639.8
67.5°	1211.0	1209.0	1215.6	1182.2	1093.8	1053.4	1016.2	944.0	793.7	647.2	534.9
70°	963.0	1005.9	1042.2	1006.7	951.8	911.4	880.4	795.0	634.0	499.9	406.6
72.5°	783.8	818.9	838.7	807.8	754.5	725.6	684.8	599.7	446.2	355.4	279.0
75°	662.1	636.5	648.4	629.0	579.9	538.2	514.7	421.0	292.6	235.3	173.8
77.5°	598.1	557.2	531.2	489.5	433.4	385.9	362.0	261.7	184.5	138.7	100.3
80°	528.7	472.2	404.5	337.2	288.9	259.6	243.1	149.4	101.5	80.5	57.8
82.5°	402.0	348.8	283.2	234.4	192.8	168.0	149.0	85.4	57.4	42.5	33.0
85°	257.6	237.3	216.7	192.8	161.4	129.6	99.9	62.3	42.1	24.4	18.2
87.5°	124.2	103.2	102.4	94.5	90.0	71.0	42.1	14.4	9.1	7.8	5.0
90°	0.0	0.0	0.0	0.0	0.0	0.0	0.0	0.0	0.0	0.0	0.0



REPORT NUMBER: P140025

CATALOG NUMBER: ENC-F01-LED-E1-SLL

CANDELA DISTRIBUTION (continued):

	110°	115°	120°	125°	130°	135°	140°	145°	150°	155°	160°
0°	267.9	267.9	267.9	267.9	267.9	267.9	267.9	267.9	267.9	267.9	267.9
2.5°	268.7	268.3	267.5	267.5	267.1	266.6	266.2	266.2	266.6	265.8	265.4
5°	273.2	272.8	271.6	271.2	270.8	269.9	269.9	269.5	269.5	268.7	268.3
7.5°	278.6	277.8	277.0	276.6	275.3	275.3	275.3	276.1	276.1	276.1	276.6
10°	284.0	281.9	281.1	281.1	280.7	281.1	282.3	283.2	284.4	285.2	286.0
12.5°	286.9	284.8	284.0	283.2	284.4	284.4	286.5	288.9	291.0	293.1	293.9
15°	294.3	290.6	288.9	286.9	286.9	286.9	288.9	291.0	293.5	296.0	296.4
17.5°	307.1	300.5	297.2	292.6	291.4	289.8	289.8	290.6	292.2	294.3	294.3
20°	319.9	313.3	307.9	303.0	299.7	295.1	291.8	288.9	287.7	288.5	288.5
22.5°	343.0	335.2	328.6	320.3	312.9	307.1	298.8	291.8	286.5	284.8	283.6
25°	384.7	373.6	362.4	350.0	341.8	331.0	319.5	307.9	297.2	289.8	283.2
27.5°	430.9	415.7	399.6	380.2	366.9	350.8	335.6	319.1	305.9	294.7	282.7
30°	475.1	446.6	423.5	399.1	377.7	355.8	336.8	317.4	303.0	289.8	275.3
32.5°	497.0	463.1	431.7	401.2	375.2	350.0	329.4	307.5	292.2	277.4	260.0
35°	512.2	471.8	434.2	398.7	369.4	341.8	318.2	295.5	277.4	260.5	240.6
37.5°	531.2	480.5	436.3	396.7	362.4	331.0	304.6	279.0	258.4	240.2	219.6
40°	556.0	493.7	438.8	390.9	351.7	316.2	288.9	261.3	239.4	220.0	201.0
42.5°	590.3	511.8	441.7	383.9	339.7	302.6	274.5	247.7	224.5	203.9	184.9
45°	624.1	532.9	449.1	381.8	331.9	293.9	264.2	235.7	211.3	189.5	167.6
47.5°	649.3	548.6	456.9	383.0	327.3	284.8	253.0	221.2	194.0	170.1	147.8
50°	665.4	558.5	463.9	386.3	323.2	272.8	235.3	203.1	175.0	151.5	129.2
52.5°	673.6	561.4	466.4	385.1	312.5	253.8	216.3	185.3	158.5	135.4	115.6
55°	676.1	558.5	461.1	373.6	293.9	234.9	199.0	169.6	143.6	121.8	104.0
57.5°	667.4	546.1	442.1	350.0	269.1	216.7	180.4	151.9	127.1	107.7	91.6
60°	639.4	517.6	408.6	313.3	241.5	192.3	156.0	128.0	107.7	90.8	79.7
62.5°	588.2	469.3	363.2	267.5	203.5	158.9	124.7	100.3	83.8	71.8	66.0
65°	524.2	403.3	295.1	212.6	155.6	118.5	89.6	73.5	61.9	54.9	52.0
67.5°	428.4	315.4	220.8	151.5	107.3	80.5	60.7	52.0	47.1	45.0	44.2
70°	308.3	218.8	146.1	98.2	69.8	54.9	44.2	40.5	38.4	38.4	38.8
72.5°	203.1	135.0	89.2	62.7	49.5	41.3	35.9	34.3	34.3	35.1	35.5
75°	118.9	78.4	54.9	45.8	39.2	34.7	31.8	30.5	30.5	31.0	31.0
77.5°	70.2	48.3	39.2	34.7	31.8	29.7	28.1	26.4	26.0	26.0	27.2
80°	43.3	34.3	30.5	27.7	25.6	23.9	22.3	22.3	22.3	21.9	22.7
82.5°	28.1	24.4	23.9	23.1	20.6	19.0	17.3	17.3	18.2	17.3	17.7
85°	16.9	16.1	15.7	15.7	14.9	14.0	12.8	12.8	14.0	13.6	12.0
87.5°	4.5	4.1	5.4	5.0	5.8	5.8	5.8	6.6	8.7	11.1	8.3
90°	0.0	0.0	0.0	0.0	0.0	0.0	0.0	0.0	0.0	0.0	0.0



REPORT NUMBER: P140025

CATALOG NUMBER: ENC-F01-LED-E1-SLL

CANDELA DISTRIBUTION (continued):

	165°	170°	175°	180°	185°	190°	195°	200°	205°	210°	215°
0°	267.9	267.9	267.9	267.9	267.9	267.9	267.9	267.9	267.9	267.9	267.9
2.5°	265.0	265.4	264.6	264.2	264.6	265.0	263.8	263.3	262.9	262.5	262.9
5°	267.9	267.9	266.6	265.8	265.8	265.4	264.2	263.8	262.1	261.7	262.9
7.5°	276.1	275.7	274.5	273.2	272.8	272.8	269.9	268.7	267.9	265.4	265.8
10°	285.6	285.6	286.0	284.4	282.3	281.9	278.6	276.6	275.3	273.2	272.4
12.5°	293.1	291.8	291.4	288.9	286.9	286.0	283.2	281.5	279.9	277.8	277.4
15°	295.5	293.1	291.4	288.5	286.0	284.4	281.9	280.3	278.2	277.0	276.1
17.5°	293.1	290.6	288.1	284.8	281.5	279.4	276.6	274.1	273.2	271.6	269.1
20°	287.7	284.8	281.9	277.8	274.1	271.2	267.9	265.8	263.3	260.9	255.9
22.5°	281.1	277.8	274.9	269.5	265.8	262.5	258.8	255.5	252.6	247.7	240.2
25°	276.6	269.5	264.6	257.2	253.0	248.9	247.2	243.9	239.8	231.1	222.1
27.5°	269.9	257.2	248.1	240.6	234.9	229.9	227.0	223.3	219.2	210.9	201.4
30°	258.8	243.9	235.3	227.4	220.8	215.5	210.1	203.1	197.7	188.2	181.6
32.5°	241.9	229.5	221.7	214.2	205.6	198.5	191.9	183.7	175.8	166.3	160.6
35°	222.9	211.7	201.8	194.0	184.9	177.9	170.9	161.4	154.0	145.3	139.9
37.5°	203.1	191.1	179.6	170.5	162.2	154.4	148.2	139.1	131.3	123.0	120.1
40°	185.3	171.7	159.3	150.2	141.2	133.3	126.7	117.2	110.6	104.8	101.5
42.5°	168.0	153.5	142.0	132.5	123.4	115.2	106.5	99.1	93.3	90.8	86.3
45°	148.6	133.7	122.6	112.3	104.8	96.2	89.6	84.6	80.9	78.8	75.9
47.5°	128.8	116.4	104.8	95.3	86.3	78.8	74.7	72.2	71.0	69.3	68.1
50°	112.7	102.0	90.4	81.3	73.1	67.7	65.6	64.4	63.6	62.7	62.3
52.5°	101.5	90.0	79.7	71.0	64.8	61.9	61.1	60.3	59.4	59.0	58.6
55°	92.9	81.3	71.8	64.4	59.9	59.0	58.6	57.8	57.0	57.0	56.1
57.5°	82.6	72.6	64.4	59.0	56.5	56.1	55.7	55.3	54.9	54.9	54.5
60°	71.8	64.4	59.0	55.3	54.5	53.7	52.8	52.0	51.6	52.4	52.8
62.5°	61.1	56.5	53.2	52.0	51.2	49.9	49.1	48.3	48.3	49.1	50.4
65°	50.8	49.1	48.3	47.5	47.1	46.6	45.8	45.0	45.0	45.0	45.8
67.5°	43.8	42.9	42.9	42.5	42.1	42.1	41.3	40.5	40.5	40.5	40.5
70°	38.4	38.8	38.8	38.8	38.4	38.0	37.6	36.7	36.3	35.5	34.7
72.5°	35.5	35.1	34.7	34.3	33.8	33.4	33.0	32.6	31.8	31.0	30.1
75°	31.8	31.0	29.7	29.3	28.9	28.1	28.1	27.7	26.8	25.6	24.8
77.5°	27.7	26.8	25.6	24.8	24.8	24.4	23.5	23.1	21.9	20.6	19.8
80°	22.3	21.1	19.8	19.4	19.0	18.6	18.2	17.7	17.3	16.1	15.7
82.5°	16.5	15.3	14.0	13.6	13.2	12.4	12.0	12.0	12.0	10.7	9.9
85°	10.7	9.1	7.8	6.6	6.6	6.2	5.4	4.5	3.7	2.5	1.7
87.5°	5.4	2.9	1.7	0.4	0.4	0.4	0.0	0.0	0.0	0.0	0.0
90°	0.0	0.0	0.0	0.0	0.0	0.0	0.0	0.0	0.0	0.0	0.0



REPORT NUMBER: P140025

CATALOG NUMBER: ENC-F01-LED-E1-SLL

CANDELA DISTRIBUTION (continued):

	220°	225°	230°	235°	240°	245°	250°	255°	260°	265°	270°
0°	267.9	267.9	267.9	267.9	267.9	267.9	267.9	267.9	267.9	267.9	267.9
2.5°	262.9	262.5	262.9	263.3	265.0	265.8	266.2	266.2	266.6	267.5	267.9
5°	262.9	260.5	260.5	261.3	262.1	263.3	263.8	263.8	264.2	265.4	266.6
7.5°	264.2	262.1	260.9	260.5	260.9	261.7	261.7	261.7	262.1	263.3	264.6
10°	269.5	266.2	264.2	261.7	260.0	259.6	259.2	259.2	260.0	261.7	262.9
12.5°	274.1	270.4	267.1	263.8	260.5	258.4	256.7	255.9	256.3	258.0	260.5
15°	273.7	268.3	264.6	259.6	255.9	253.0	250.5	249.7	250.1	251.4	254.3
17.5°	265.0	258.8	253.8	248.5	244.4	242.3	241.1	240.6	241.5	243.9	246.4
20°	250.5	242.3	238.6	235.7	232.0	230.7	228.3	228.3	227.8	227.8	229.1
22.5°	232.0	224.1	221.7	220.0	216.3	213.4	210.5	210.1	207.2	207.6	207.2
25°	213.8	204.7	202.3	200.2	195.6	191.5	188.2	186.2	182.9	182.4	181.2
27.5°	193.6	185.7	182.9	179.6	174.2	170.1	165.9	163.0	160.2	157.3	156.4
30°	172.9	165.9	163.0	160.2	154.0	150.2	144.5	140.3	137.9	133.7	131.7
32.5°	153.1	146.5	143.6	140.3	133.3	126.3	122.2	117.2	113.5	108.1	105.7
35°	133.3	126.7	122.2	120.1	113.1	105.7	102.0	95.3	90.8	86.3	85.4
37.5°	114.3	108.1	104.8	100.3	94.9	89.2	83.0	79.3	77.2	76.4	75.9
40°	96.6	92.0	88.7	85.9	80.9	76.8	73.9	73.1	73.1	73.1	73.5
42.5°	83.8	79.7	78.0	74.3	71.8	70.6	70.6	71.0	71.4	72.2	73.1
45°	73.5	70.2	68.9	67.7	67.7	67.3	68.1	68.9	70.2	71.4	72.2
47.5°	66.0	63.6	62.7	63.2	64.0	64.4	66.0	67.3	68.5	69.3	70.2
50°	60.7	58.6	57.8	58.2	59.0	60.3	61.5	63.2	64.4	65.2	65.6
52.5°	57.4	55.7	54.9	54.9	56.1	57.4	59.0	60.3	61.5	61.9	62.7
55°	54.9	53.7	52.4	52.8	54.1	54.9	55.7	56.5	57.4	57.8	59.4
57.5°	53.2	51.6	50.8	51.2	51.6	50.8	51.6	52.4	53.2	54.1	54.9
60°	51.2	49.9	48.7	47.9	47.1	47.1	47.5	48.3	49.9	51.2	52.4
62.5°	49.1	47.5	46.2	45.0	43.8	43.3	43.8	44.6	46.2	47.9	48.7
65°	45.4	43.3	42.1	41.7	41.3	40.9	41.3	42.1	43.8	45.0	46.2
67.5°	40.0	38.4	38.0	37.6	37.1	37.6	38.0	38.8	40.5	41.7	42.9
70°	33.8	33.4	33.0	33.0	33.0	33.4	33.8	35.5	36.7	38.4	38.8
72.5°	28.5	28.1	27.7	28.5	28.5	28.5	29.3	31.4	33.0	34.7	35.5
75°	23.9	23.9	23.5	23.1	23.9	23.9	24.8	26.4	27.7	28.9	29.3
77.5°	19.8	19.4	19.0	19.0	19.4	19.4	19.4	20.2	21.1	21.1	21.1
80°	15.3	14.4	14.0	13.6	13.2	12.4	12.4	12.8	12.8	12.8	13.6
82.5°	8.7	8.3	6.6	5.4	5.4	5.0	4.5	4.5	4.5	5.4	5.8
85°	1.2	0.8	0.4	0.4	0.4	0.4	0.4	0.4	0.4	0.8	0.8
87.5°	0.0	0.0	0.0	0.4	0.4	0.4	0.8	0.8	0.8	1.2	1.2
90°	0.0	0.0	0.0	0.0	0.0	0.0	0.0	0.0	0.0	0.0	0.0



REPORT NUMBER: P140025
 CATALOG NUMBER: ENC-F01-LED-E1-SLL

REPORT N
 CATALOG

CANDELA DISTRIBUTION (continued):

CANDELA

	275°	280°	285°	290°	295°	300°	305°	310°	315°	320°	325°	
0°	267.9	267.9	267.9	267.9	267.9	267.9	267.9	267.9	267.9	267.9	267.9	0°
2.5°	267.5	268.3	268.3	269.1	269.1	269.5	270.4	270.4	271.2	271.2	272.0	2.5°
5°	266.6	267.5	267.9	269.1	269.9	270.8	272.0	272.4	274.1	274.9	275.7	5°
7.5°	265.4	267.1	267.9	269.5	271.2	272.4	274.1	275.3	277.4	278.6	279.9	7.5°
10°	264.2	266.6	268.3	271.2	273.2	275.3	278.2	279.4	281.1	284.0	286.0	10°
12.5°	262.9	265.4	268.3	271.2	276.1	279.0	282.7	286.0	288.1	292.2	295.5	12.5°
15°	256.7	259.2	263.3	267.5	272.0	278.2	282.7	288.9	294.3	301.3	307.1	15°
17.5°	247.7	250.1	253.4	257.2	262.1	267.9	275.7	283.6	291.8	303.8	315.4	17.5°
20°	230.3	231.1	234.4	238.6	243.9	250.5	259.6	269.5	281.5	297.2	313.7	20°
22.5°	206.0	205.6	207.2	211.7	217.5	223.3	233.2	244.4	258.0	277.4	301.3	22.5°
25°	178.3	180.0	178.7	184.1	189.5	197.3	206.8	218.8	234.0	257.2	282.7	25°
27.5°	152.7	154.0	155.6	158.1	162.6	170.9	181.2	194.4	212.2	236.9	266.2	27.5°
30°	128.4	128.0	129.2	131.3	135.0	144.5	154.0	170.5	188.2	214.2	246.8	30°
32.5°	103.2	102.8	103.2	105.3	110.2	117.2	128.8	143.6	164.3	189.9	224.5	32.5°
35°	84.6	83.4	84.6	87.5	90.4	96.2	107.3	121.8	140.3	165.5	195.6	35°
37.5°	76.4	76.4	77.6	79.7	82.6	87.1	94.9	105.3	121.8	146.1	171.7	37.5°
40°	73.9	74.3	75.1	76.8	79.7	83.8	89.6	98.7	111.4	130.0	151.9	40°
42.5°	73.5	73.5	73.5	74.3	76.8	80.9	87.5	95.8	106.5	119.7	138.3	42.5°
45°	72.6	72.2	72.2	72.2	74.3	78.8	85.9	94.9	104.8	116.4	130.8	45°
47.5°	70.6	70.2	70.2	70.2	71.8	75.9	83.0	93.3	104.0	116.4	130.8	47.5°
50°	66.0	66.5	66.5	66.9	68.1	72.2	79.7	90.4	102.4	116.0	132.5	50°
52.5°	63.2	64.0	64.4	65.2	66.0	69.8	77.6	89.6	102.4	117.2	135.0	52.5°
55°	60.3	61.9	63.2	64.0	64.8	68.1	77.2	90.8	105.7	123.0	142.4	55°
57.5°	55.7	57.4	58.6	60.7	62.7	66.5	75.9	91.2	109.8	131.3	155.6	57.5°
60°	53.2	54.1	54.5	55.7	57.0	61.5	71.8	88.3	108.6	135.0	167.2	60°
62.5°	49.9	50.8	51.6	52.0	52.4	55.3	64.0	81.3	102.4	130.8	169.2	62.5°
65°	47.1	47.9	49.1	49.5	50.4	52.0	57.8	71.8	92.5	123.0	163.0	65°
67.5°	43.8	45.0	45.8	46.2	47.5	48.3	52.4	63.6	79.3	109.0	147.8	67.5°
70°	40.0	41.7	42.1	42.9	43.8	44.2	47.5	54.5	66.0	86.7	123.4	70°
72.5°	36.3	37.1	37.6	38.4	39.2	40.0	42.1	47.1	54.5	66.5	89.6	72.5°
75°	30.5	31.8	32.6	33.0	33.8	34.3	35.1	38.4	42.9	51.2	63.6	75°
77.5°	22.7	23.9	25.2	26.4	27.2	27.2	28.1	29.7	32.2	38.0	45.4	77.5°
80°	14.4	15.7	16.5	17.3	17.7	19.0	19.8	22.7	23.5	27.7	32.2	80°
82.5°	6.6	7.8	8.3	9.1	10.3	11.1	11.6	12.4	14.4	16.5	19.8	82.5°
85°	1.2	1.2	1.2	1.7	1.7	2.5	2.5	3.3	4.1	4.5	5.4	85°
87.5°	1.2	1.7	1.7	1.7	2.1	2.1	2.1	2.1	2.5	2.5	2.5	87.5°
90°	0.0	0.0	0.0	0.0	0.0	0.0	0.0	0.0	0.0	0.0	0.0	90°



NUMBER: P140025

NUMBER: ENC-F01-LED-E1-SLL

DISTRIBUTION (continued):

330°	335°	340°	345°	350°	355°	360°
267.9	267.9	267.9	267.9	267.9	267.9	267.9
272.4	272.0	272.8	273.7	273.2	275.7	273.7
277.0	276.6	277.8	278.6	279.0	280.7	280.3
281.5	281.9	284.0	284.4	285.6	287.7	288.1
286.9	288.9	291.4	292.2	294.3	296.8	300.1
297.6	300.5	303.8	306.3	310.4	315.4	317.4
312.5	319.5	324.8	329.8	336.0	341.8	348.4
325.7	339.3	350.8	361.2	371.1	380.2	388.4
331.9	353.3	371.5	390.5	409.5	422.3	437.5
326.1	356.2	384.3	414.8	443.7	469.7	492.8
313.7	350.8	392.5	436.3	480.0	519.7	556.0
302.1	347.5	395.8	445.8	497.8	545.3	594.8
286.9	336.4	389.2	440.8	497.4	553.1	603.0
264.2	314.5	370.2	426.4	489.1	551.0	608.8
237.3	287.7	344.7	403.7	473.4	543.2	610.5
208.0	257.6	317.0	380.2	452.4	530.4	608.0
183.3	227.4	288.9	357.5	433.4	514.3	598.1
163.5	203.5	261.7	331.0	412.3	495.7	585.3
151.9	185.3	238.6	307.5	390.5	476.3	569.2
149.4	176.2	222.9	289.8	369.4	455.7	549.4
151.9	176.7	215.9	278.6	353.3	437.1	530.8
156.8	180.8	216.7	274.5	346.7	426.0	516.4
164.7	191.9	225.4	278.2	345.9	421.4	507.3
180.4	211.3	245.2	293.5	355.8	426.4	508.5
200.2	237.3	278.2	329.4	379.7	442.9	521.3
212.2	262.9	319.1	378.5	430.1	481.7	553.5
210.9	273.7	352.9	437.5	501.9	551.5	614.6
197.3	265.8	344.7	440.8	537.8	607.6	674.5
164.7	228.7	320.7	436.7	556.0	645.6	732.2
131.3	187.8	275.7	385.1	502.7	594.4	694.3
87.5	132.5	203.5	295.5	381.0	460.6	530.0
59.4	83.8	127.1	194.0	264.6	329.8	381.4
39.6	52.4	72.6	106.9	148.2	189.9	221.2
23.1	28.9	37.1	52.8	78.4	110.6	138.3
6.2	7.8	10.3	13.6	24.4	42.9	59.9
2.5	2.1	2.1	2.1	2.1	2.1	2.1
0.0	0.0	0.0	0.0	0.0	0.0	0.0

(END OF REPORT)